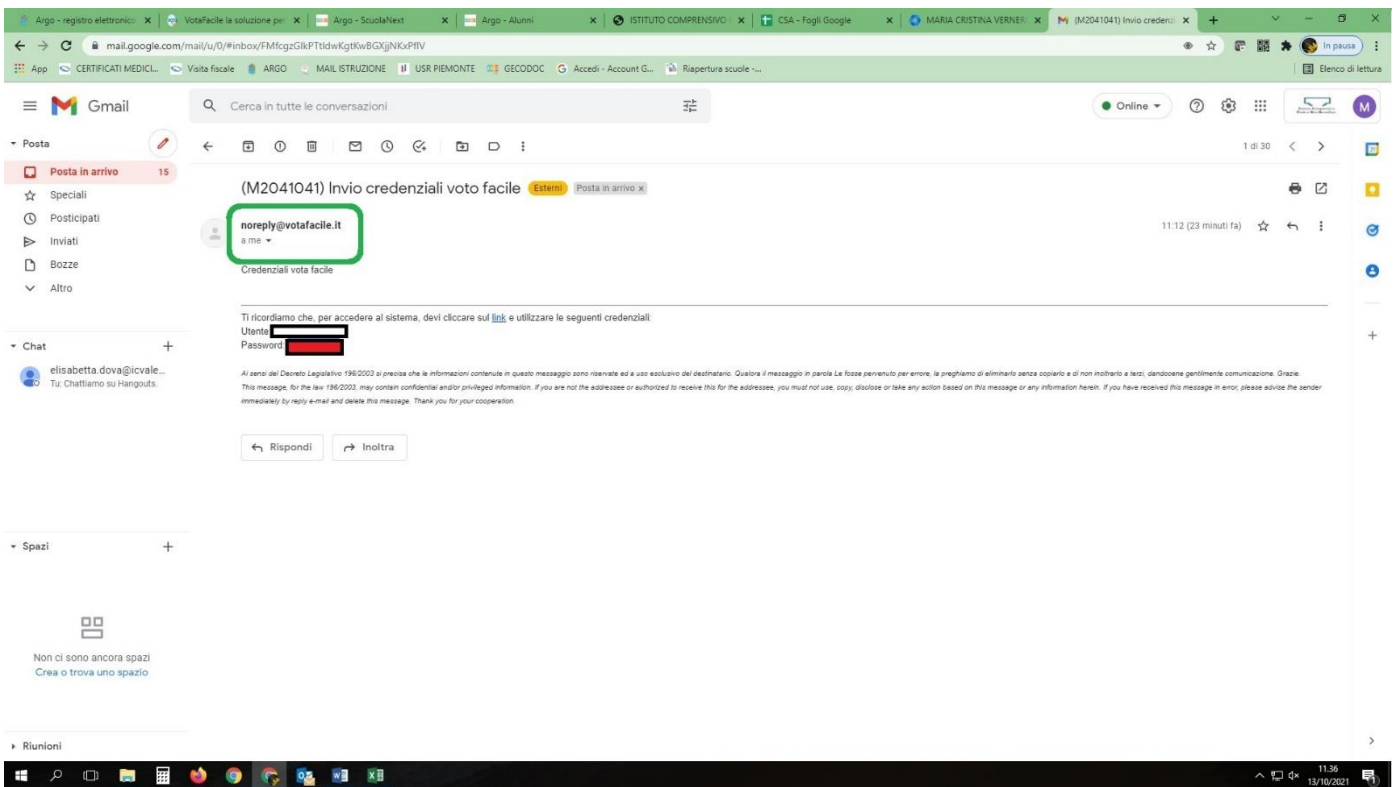
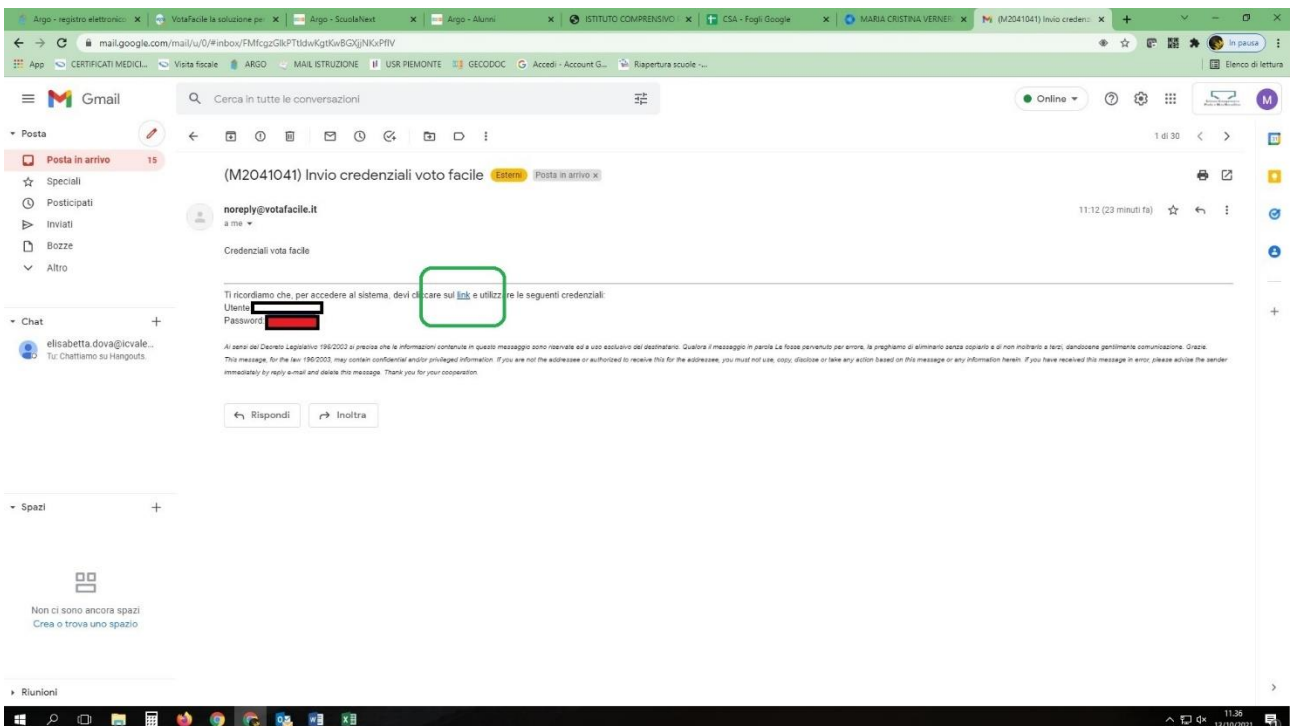


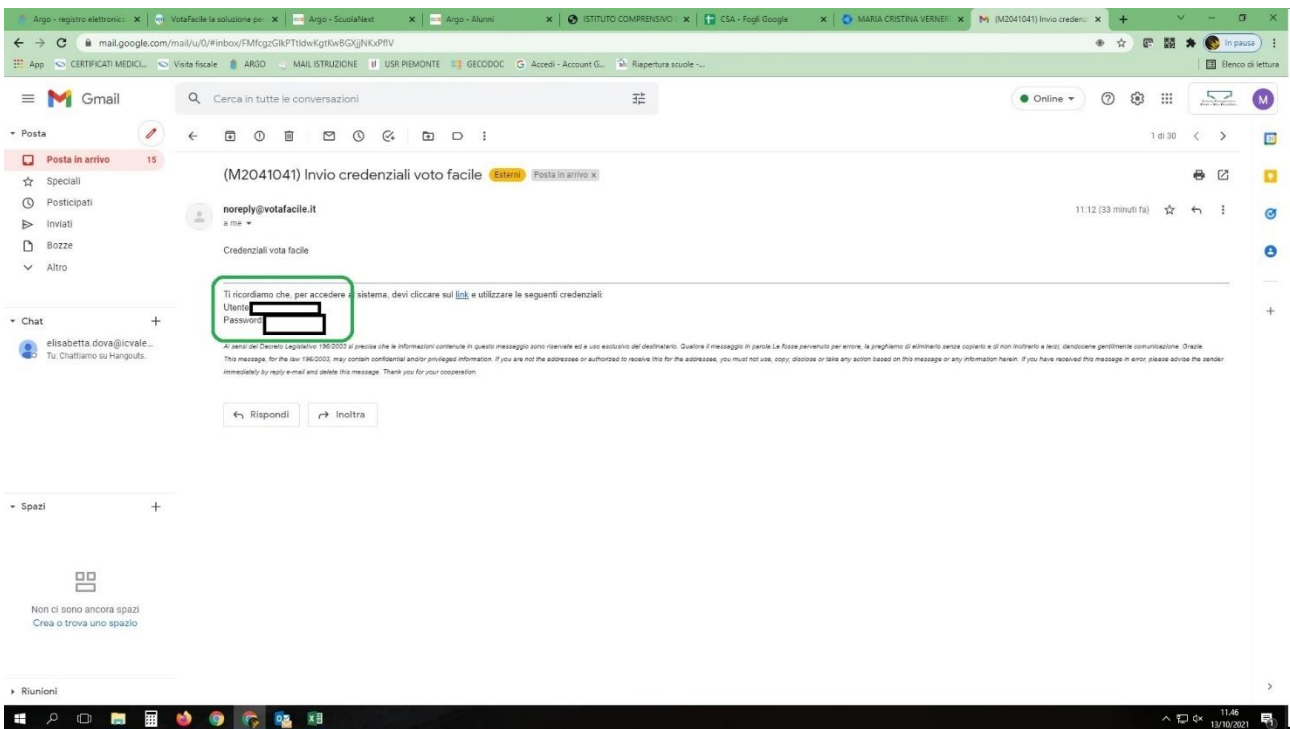
## 1. Aprire la mail arrivata dall'indirizzo indicato nella foto



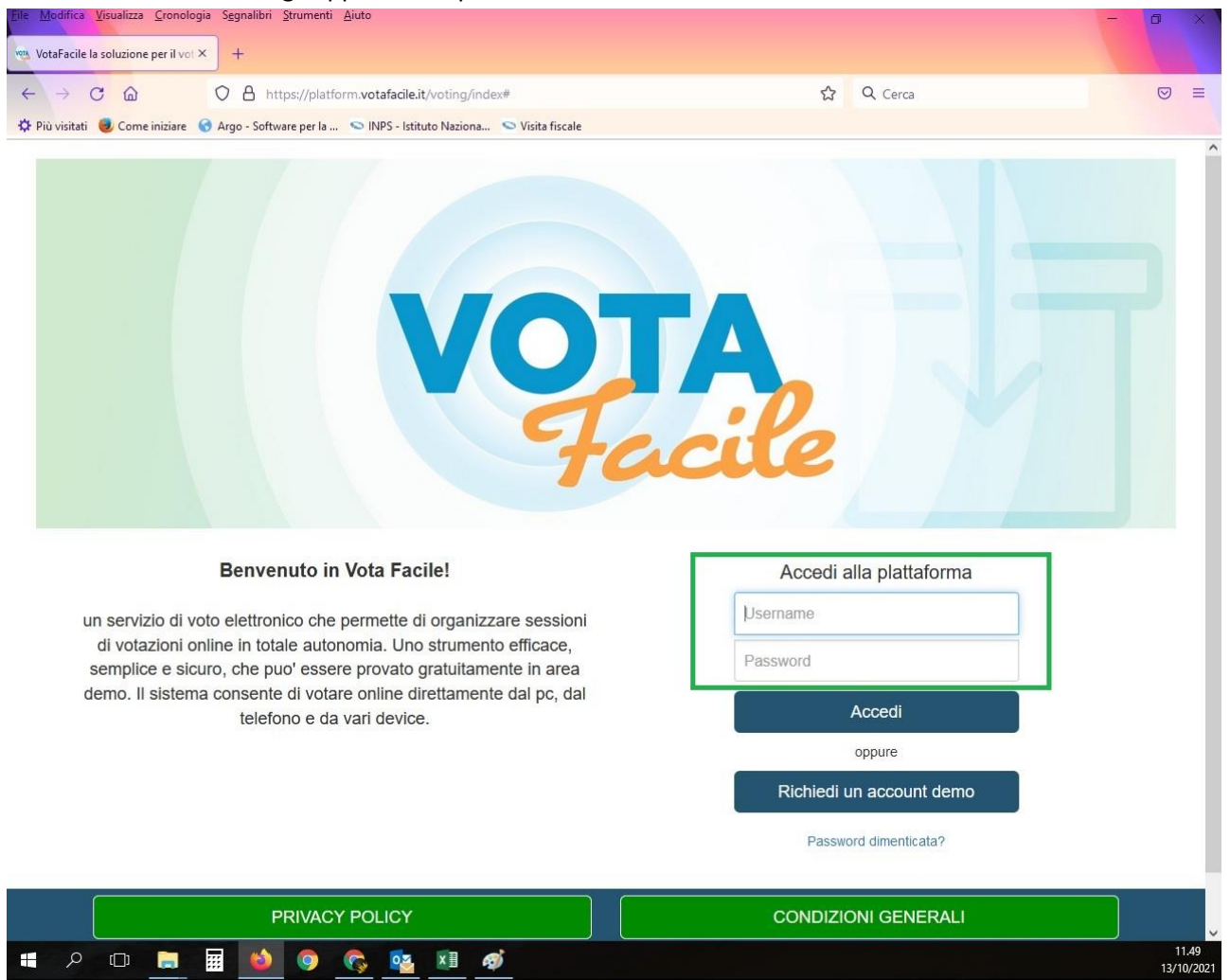
## 2. Cliccare sul link indicato nella foto



### 3. Visionare le credenziali



### 4. Inserire le credenziali negli appositi campi



## 5. Cliccare sulla votazione attiva

The screenshot displays the VotaFacile web application interface. At the top, there is a navigation bar with menu items: [File](#), [Modifica](#), [Visualizza](#), [Cronologia](#), [Segnalibri](#), [Strumenti](#), and [Aiuto](#). The browser's address bar shows the URL <https://platform.votafacile.it/voting/index#>. Below the navigation bar, there is a blue header with the logo of the Italian Ministry of Education and the text "CAMBIO PASSWORD" and "ESCI". A user is logged in, indicated by "Benvenuto," followed by a redacted name and flags for Italy, the United Kingdom, and France.

The main content area is titled "Consultazioni" and contains the instruction: "Scegli dall'elenco qui sotto la consultazione a cui partecipare". Below this, there are two tabs: "In corso" (highlighted with a green border) and "Terminate/Votate". Under the "In corso" tab, there is a green button labeled "Prova elezioni consiglio di classe" with the text "attiva fino al 13/10/2021 12:10" below it.

The Windows taskbar at the bottom shows the system tray with the time 11:51 and date 13/10/2021, along with icons for various applications including the Start menu, search, task view, calendar, and several web browsers.

## 6. Esprimere le preferenze tra quelle presenti

The screenshot displays the VotaFacile voting platform interface. The browser address bar shows the URL <https://platform.votafacile.it/voting/index#>. The page header includes the logo of the Istituto Comprensivo Poio e Rio Baruffino and navigation links for "CAMBIO PASSWORD" and "ESCI". A user is logged in, indicated by "Benvenuto, [redacted]".

The main content area is divided into two sections:

- Consultazioni:** A sidebar on the left with the heading "Scegli dall'elenco qui sotto la consultazione a cui partecipare". It contains two buttons: "In corso" and "Terminate/Votate". A highlighted box contains the text "Prova elezioni consiglio di classe attiva fino al 13/10/2021 12:10".
- Prova elezioni consiglio di classe:** The main voting area with the heading "Prova elezioni consiglio di classe". It includes the instruction "Inserire al max 2 preferenze" and the deadline "Termine votazione: 13/10/2021 12:10". Below this, it states "Puoi selezionare da 1 al 2 Risposte(a)". A list of 10 candidates is shown, each with an unchecked checkbox: "candidato 1" through "candidato 10". A green box highlights this list. At the bottom of the section is a large green button labeled "Registra il tuo voto".

The Windows taskbar at the bottom shows the system clock as 11:54 on 13/10/2021.

## 7. Cliccare su registra il voto

The screenshot shows a web browser window displaying the VotaFacile voting platform. The browser's address bar shows the URL <https://platform.votafacile.it/voting/index#>. The page header includes the VotaFacile logo and navigation links like 'CAMBIO PASSWORD' and 'ESCI'. A blue banner at the top right says 'Benvenuto, [redacted]' with flags for Italy, UK, and France.

The main content area is divided into two columns. The left column, titled 'Consultazioni', contains a box for 'Prova elezioni consiglio di classe' with the text 'attiva fino al 13/10/2021 12:10'. The right column, titled 'Prova elezioni consiglio di classe', contains the instruction 'Inserire al max 2 preferenze' and 'Termine votazione: 13/10/2021 12:10'. Below this, it says 'Puoi selezionare da 1 al 2 Risposte(a)' and lists ten candidates from 'candidato 1' to 'candidato 10', each with an unchecked checkbox.

A large green button labeled 'Registra il tuo voto' is positioned at the bottom of the right column, enclosed in a green rectangular box. The Windows taskbar at the bottom shows the time as 11:54 on 13/10/2021.